

ANNUAL REPORT

2021

West Ohio
Community
Action
Partnership



Message from CEO

West Ohio CAP has accomplished much since Coronavirus began back in 2020. We responded back in 2020, by implementing new crisis programs that would help cushion the economic crisis for low-income residents effected by a loss of wages. In 2021. We solidified those partnerships with City, Federal and State funders to continue to assist those in need at an enhanced level of services. This has been both a strain on our systems and an opportunity to make a bigger impact on those we serve. This impact has also benefitted our local community as well.

We were able to help 4,259 households in 2021, which also greatly reduced the impact from evictions that would have occurred in our communities. This includes the need for larger shelters as well as rent instability as well as, and most importantly, the trauma felt by families and especially children who become homeless. Landlords and local businesses benefitted from West Ohio CAP funding of \$5,331,455 that we spend in Allen, Auglaize and Mercer Counties.

The impact to families who are evicted and become homeless is significant. Parents lose jobs, children are uprooted from their schools, and family dynamics change when families have to split up so mom and children can go to a shelter and dads go elsewhere. Losing belongings such as children's toys, clothes, beds and household appliances can set families back financially for months. West Ohio CAP helped our communities minimize the number of families who had to experience these losses. We are grateful that we were given the funding to help. West Ohio CAP many programs have suffered through this crisis. Head Start classrooms closed due to lack of staff and childcare and school closures, home repair and homeownership numbers dropped due to lack of contractors and rising housing market.

However, we have marshalled on. We did all of this, while dealing with our own staffing issues, COVID19 illnesses, and staff exhaustion. I am deeply grateful for the level of commitment from all of the staff who jumped right in to get the work done and continues to do so. West Ohio CAP represents the best of what community action is about. I am proud to be community action!

Jacqueline Fox, CEO

Values

Together, we the staff, board and policy council of West Ohio Community Action Partnership, commit to making a difference in our community, through actions and behaviors that demonstrate our dedication to these values:

- Welcoming , accepting, and recognizing that each person has unique and diverse qualifications and strengths
- Offering services with dignity, kindness, and compassion
- Communicating with directness and honesty to find creative solutions
- Accomplishing our common goals by providing the tools to build bridges to success
- Pioneering the way forward in high standards of education and community achievement

Mission

West Ohio Community Action Partnership (WOCAP) provides opportunities for people to reach their highest potential by providing stepping stones to success. We shall open paths to self-sufficiency and empowerment for individuals and families to enhance our community.

Vision

WOCAP's vision is to continue to provide the tools and services needed to build respected, strong foundations in our community through programs and partnerships.

Board of Directors

- President
Tiffany Wright
Allen Metropolitan
Housing Authority
- Vice President
Josh Unterbrink
Activate Allen County
- Susan Hord**
Rhodes State College
- Angie King**
Mercer Co Commissioner
Appointee
- Jennifer Korte**
Auglaize Co Educational
Service Center
- Ann Miles**
Lima City Schools
- Elizabeth Muether**
Mercer Co District Library

- Jerome O'Neal**
Allen Co Commissioner
Appointee
- Natalie Bice**
JJ.M. Green & Associates
- Dick Accountius**
Regional Transit Authority
- Mayor Sharetta Smith**
City of Lima
- Erica Preston**
Auglaize Co Commissioner
Appointee
- Warner Roach**
City of Lima
- Shannon Tyler**
First Federal Bank
- Charlene Williams**
New-Life Church International

- Linda Chartrand**
Retired
- Pam Fitzgerald**
Allen Co Council on Aging
- Shane Coleman**
Lima Allen Co Regional Planning
- Norene Parish**
Chamberlain-Huckriede
Funeral Home
- Sharon Green**
Mercer Co Council on Aging
- Esther Baldrige**
United Way
- Gina Seay**
PC Representative for Head Start
- Judy Fugatt**
PC Representative for Head Start

Demographics

Service Area

Total Population
Allen County - 101,670
Auglaize County - 46,141
Mercer County - 42,309

Individuals Served

9,295

Households Served

4,259

Customers who rent

58%


Customers who own

14%

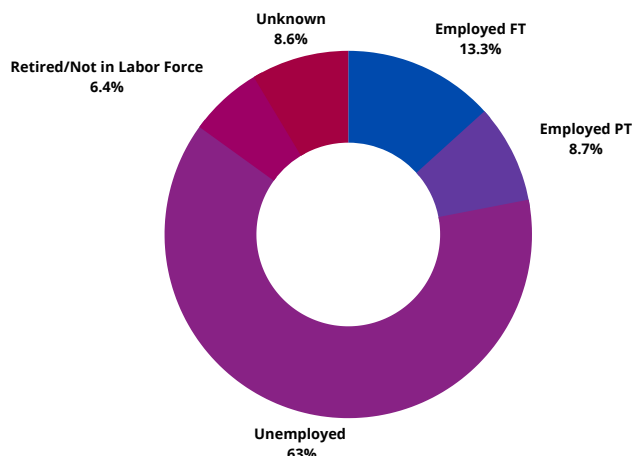
Customers on SNAP

26%

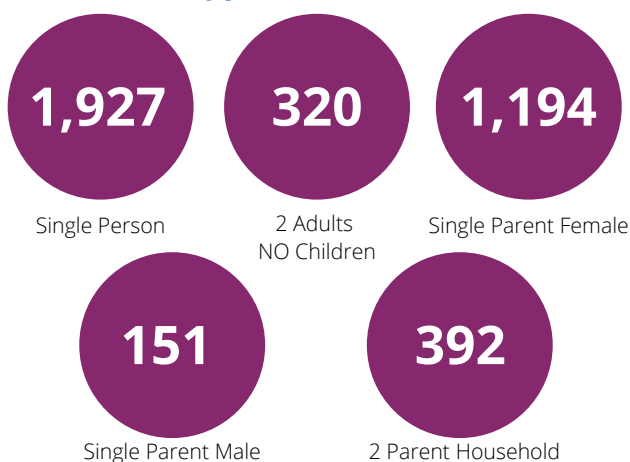
Household Size = 1 person in HH



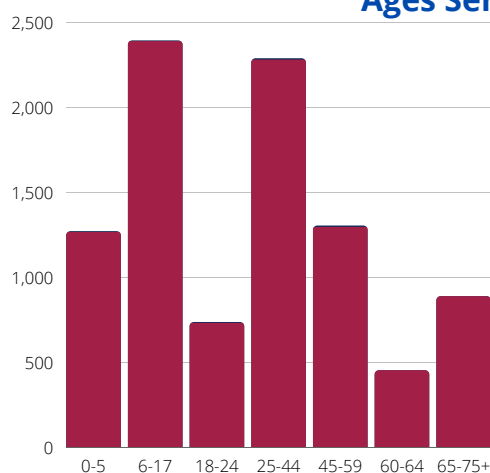
Work Status



Household Type



Ages Served



Programs Offered

Early Head Start
Head Start
Kindergarten Kamp
Fair Housing
Financial Management
Homeownership
MVP (Most Valuable Parent) Program
Utility Assistance
Rent Assistance
Mortgage Assistance
Lead Safe Home Program
Emergency Home Repair

FAMILY OF FOUR
2 ADULTS (WORKING)/2 KIDS
LIVING WAGE NEEDED: \$23.29

SINGLE ADULT/2 CHILDREN
LIVING WAGE NEEDED: \$40.60

SINGLE ADULT/NO CHILDREN
LIVING WAGE NEEDED: \$15.61

2021 AT A GLANCE

Homeownership

WOCAP is a HUD Certified Agency that provides pre-purchase counseling and 12 hours of homeownership classes that identify the process in which homeownership is accomplished. The program prepared 96 participants with knowledge and resources to purchase their first home

Down Payment Assistance

Provided up to \$6,000 towards down payment and/or closing costs for 7 first-time homebuyers within the city of Lima. Pre-qualification and a 90 day program participation are required

Financial Management

Classes that helped 114 participants with credit, budgeting and identifying resources towards self-sufficiency

Rent/Mortgage

1,385 Households were served with Housing Assistance in Allen, Auglaize and Mercer Counties in the year 2021

Fair Housing

The services of this program include receiving Fair Housing complaints, providing information, training and educational materials to customers in the City of Lima, Allen County and Mercer County. WOCAP received a total of 363 calls of various Fair Housing concerns in 2021.

Utility Assistance

379 Households were served with Utility Assistance in Allen, Auglaize and Mercer Counties in the year 2021.

Head Start

A free program that offered comprehensive health, educational, and nutritional services to encourage the healthy development of 255 children ages 3-5 from low-income families of Allen County

Early Head Start

A free program that offered comprehensive health, educational, and nutritional services to encourage the healthy development of 117 children ages birth - 3 years from low-income families of Allen County

Kindergarten Kamp

This 5-week summer program helped 76 children in Allen County prepare for their transition into Kindergarten

Home Repair

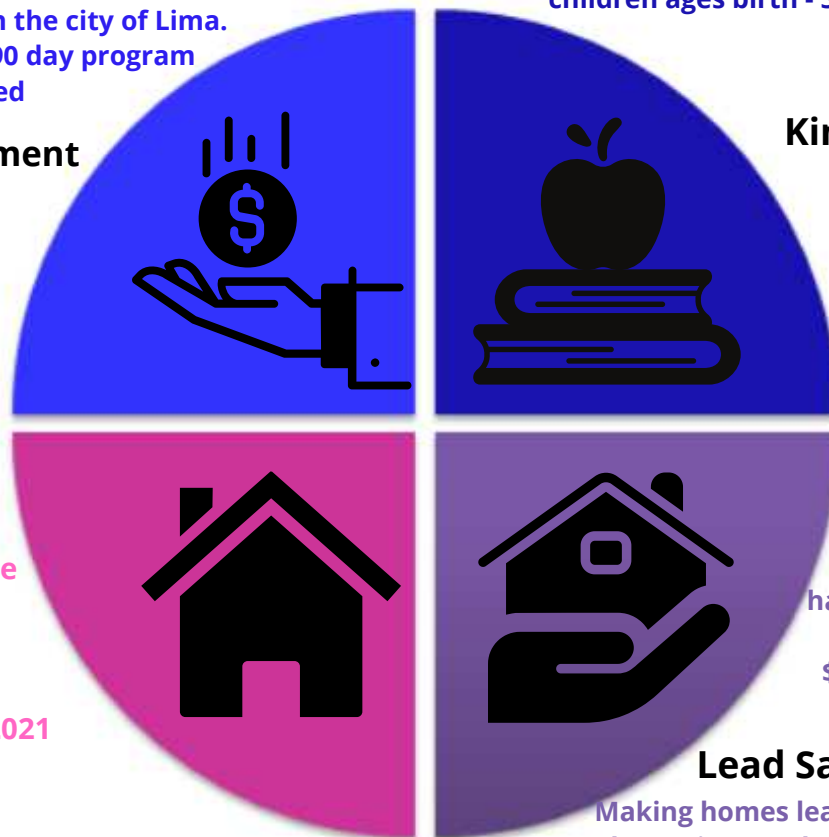
Provided 8 emergency home repair and handicapped accessibility modifications up to \$10,000 for homeowners below 50% AMI

Lead Safe Home Program

Making homes lead-safe for eligible low-to-moderate income homeowners and landlords who have children residing in the home under the age of 6 years. 1 home was completed in 2021.

Most Valuable Parent Program

A free program available to parents/caregivers of minor children in Allen, Auglaize and Mercer Counties that offers 10 parenting workshops that allowed 95 parents/caregivers to socialize with others, discuss topics related to their children and learn ways to relieve stress.



PROGRESS BY THE NUMBERS

86

of children who
received Holiday
Gifts



194

Head Start dental exams completed

40,535

meals served



294

Head Start health screenings

129

of households served in Homelessness

1,385

of households served in with
Housing Assistance



15

Fans purchased

116

Air Conditioners

\$36,367

in Down Payment Assistance

713

of families who became
homeowners since existence

\$474,947

total Real Estate Value in 2021

of Households

Winter Crisis Program

947

Summer Crisis Program

595



HEAP

5,677

PIPP

3,206

Carmillia Zion
Elisabeth Parker
Danielle Anderson
Stephanie Dubuque
Kris Keller
Susan Webb

Team
Advancements

Director
Ed Coordinator
Intake Specialist
Enrollment Specialist
Program Manager
CO Teacher/FSW

Financials

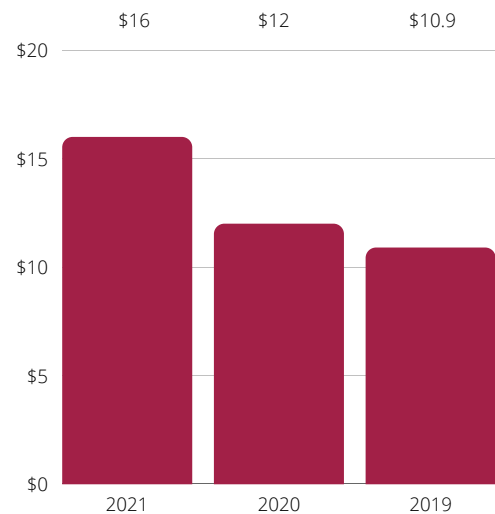
CONSOLIDATED AGENCY-WIDE BUDGET 2021 Actual & 2022 Projected

	<u>2022</u>		<u>2021</u>	
<u>REVENUES</u>		((\$000's))		((\$000's))
Total Revenues	\$	17,124.8	\$	16,177.0
<u>EXPENSES</u>				
Assistance to individuals	\$	7,858.2	\$	6,091.1
Administrative Cost Pool/Board Mtgs	\$	174.0	\$	7.2
Salaries and Wages	\$	4,431.9	\$	3,944.6
Employee Benefits, Taxes, Recognition	\$	1,727.2	\$	1,374.4
Centralized Program Services	\$	1,168.6	\$	412.4
Consultant - Legal, Audit	\$	31.7	\$	48.6
Advertising and Promotion	\$	59.7	\$	40.3
Equipment-Building Purchase/Maintenance/Lease	\$	375.9	\$	2,262.4
Office/Program Expenses	\$	178.6	\$	362.2
Information Technology & Telecommunications¹	\$	139.1	\$	153.3
Occupancy	\$	385.7	\$	244.6
Travel	\$	46.9	\$	14.3
Training and Parent Involvement	\$	209.4	\$	87.4
Insurance	\$	67.7	\$	76.5
Other: In-kind services	\$	-	\$	874.7
Other: Vehicle fuel and maintenance	\$	27.8	\$	38.2
Other: Food cost, meals	\$	211.5	\$	113.3
Other: Licensing, compliance, dues, memberships	\$	30.9	\$	31.5
	\$	17,124.8	\$	16,177.0
	\$	-	\$	-

Consolidated Agency-Wide Budget

2021 Actual & 2022 Budgeted

West Ohio CAP Total Funding (\$ Millions)



HEAD START

PART A. PUBLIC & PRIVATE FUNDS RECEIVED BY WEST OHIO CAP

Head Start and Early Head Start represent over one-half of WOCAP's annual funding. The total amount of public and private funds received and the amount from each source are reported in Table B1, below

PART B. BUDGETARY EXPENDITURES AND THE PROPOSED BUDGET, FY 2021/2022

Table B1. WOCAP Head Start & Early Head Start Budgets PY 21/22

FY 2021-2022				
		Head Start	Early Head Start	Early Head Start Child Care Partnerships
INCOME		05CH011258	05CH011258	05HP000309
	HHS/ACF/OHS	\$ 3,253,871	\$ 1,390,266	\$ 1,056,300
	CACFP/Other	\$ 187,996	\$ 21,444	\$ -
	In-kind (waiver due to pandemic)	\$ -	\$ -	\$ -
Total		\$ 3,441,867	\$ 1,411,710	\$ 1,056,300
EXPENSES				
	Pesonnel	\$ 1,933,868	\$ 871,255	\$ 150,704
	Fringe Benefits	\$ 715,531	\$ 322,364	\$ 53,047
	Travel	\$ 8,838	\$ 7,580	\$ 5,300
	Equipment	\$ -	\$ -	\$ -
	Supplies	\$ 262,570	\$ 66,545	\$ 4,345
	Contractual	\$ 122,751	\$ 42,199	\$ 813,840
	Construction	\$ -	\$ -	\$ -
	Other	\$ 398,309	\$ 101,767	\$ 29,064
	Indirect Costs	\$ -	\$ -	\$ -
Total		\$ 3,441,867	\$ 1,411,710	\$ 1,056,300

PART C. MOST RECENT AUDIT

The most recently completed financial audit covers the 2020/2021 Head Start program year. It was a "clean" audit. A PDF copy of the complete audit may be found at <https://wocap.org/resources/>

PART D. WOCAP ENROLLMENT DATA

Table D1. WOCAP enrollment Data, Head Start & Early Head Start, PY 21/22

	Funded Enrollment	Avg. Daily Attendance (% of Funded)	Cumulative Children Enrolled	Total Families Served	Income Eligibility Ratio
Early Head Start-05HP000309-200	72	75.46%	101	79	72%
Early Head Start-05CH011258-200	118	74.76%	110	98	67%
Head Start-05CH011258-000	322	73.90	255	217	64%
Total	512				

HEAD START

PART E. RESULTS OF MOST RECENT HEAD START REVIEW

A primary tool used in reviews is the Classroom Assessment Scoring System (CLASS). Tables E1 & E2, below, shows scores from the most recent WOCAP Internal Review. The Classroom Assessment Scoring System (CLASS) is an observation instrument that assesses the quality of teacher-child interactions in center-based classrooms. The system includes 1- "Dimensions" which look at details of teachers' interactions with children. The "Dimensions" are based on developmental theory and research. Assessments are performed by trained and certified observers using a specific protocol. Observers independently rate each dimension on a 7-point scale. A score of 6 or 7 represents consistent, effective teacher-child interaction throughout the observation period. The "Dimensions" are grouped into three categories, called "Domains": Emotional Support, Classroom Organization and Instructional Support. Analysis and discussion of CLASS assessments generally revolves around scores in these three "Domains". The Emotional Support score represents the degree to which teachers establish and promote a positive climate in their classrooms through their everyday interactions. The Classroom Organization score represents routines and procedures related to organizing and managing children's behavior, time, and attention. The Instructional Support score represents ways teachers use the curriculum to promote cognitive and language development.

Table E1. Fall & Spring CLASS Scores with <3, by relevant Dimension, PY 21/22

Dimensions with Some Classrooms Scoring < 3	Spring 2022	Fall 2021
Concept Development	2.82	2.62
Quality of Feedback	3.98	3.5
Language Modeling	3.77	3.1

Table E2. Fall & Spring CLASS Scores , by relevant Dimension, PY 21/22

DOMAINS	WOCAP Avg. Fall 2021	WOCAP Avg. Spring 2022	OHS CLASS 2020 National Grantee-Level Scores by Domain	Federal Reviews of WOCAP HS Spring 2015
Emotional Support	5.65	5.98	6.03	5.94
Positive Climate	6.15	6.04	5.98	5.77
Negative Climate	1.1	1.26	1.09	1
Teacher Sensitivity	5.48	5.58	5.88	5.64
Regard for Student Perspectives	5.25	5.56	5.33	5.34
Classroom Organization	5.26	5.42	5.78	5.27
Behavior Management	5.46	5.67	5.96	5.68
Productivity	5.15	5.65	6.07	5.73
Instructional Learning Formats	5.17	4.95	5.32	4.7
Instructional Support	3.07	3.52	2.94	2.23
Concept Development	2.62	2.82	2.46	2.09
Quality of Feedback	3.5	3.98	2.90	2.61
Language Modeling	3.1	3.77	3.45	2.96

PART E. RESULTS OF MOST RECENT HEAD START REVIEW

WOCAP focuses on 23 developmental/learning objectives, grouped into 6 areas: Social-Emotional, Physical, Language, Cognitive, Literacy and Mathematics. The capstone report or WOCAP assesses the group of 4 year olds that are going to kindergarten the following school year. Table 3 shows the average score for this age group.

Comparative 4 yrs. Spring 2021-2022 Widely Held Expectations										
WOCAP	Bottom	Top	# Children	Avg.	# Below	% Below	# Meeting	% Meeting	# Exceed	% Exceed
S.E.	442	522	80	471	16	20	63	78.8	1	1.3
Physical	556	668	79	607	7	8.9	72	91.1		
Language	473	602	80	523	10	12.5	66	82.5	4	5
Cognitive	448	563	79	489	11	13.9	67	84.8	1	1.3
Literacy	487	560	80	505	17	21.3	61	76.3	2	2.5
Math	371	446	80	381	30	37.5	46	57.5	4	5

Thank You

At West Ohio Community Action Partnership, volunteers are essential. We truly believe our volunteers make a difference in the lives of our customers, families and staff. We would also like to thank our many donors and community partners who assist us in the continuity of our commitment to serving the community.

769

Volunteers

\$1,173,463.59

**Total Volunteer
Dollars**

72,103

**# of Volunteer
Hours**

To explore our current volunteer opportunities and apply, visit Volunteer United by scanning the QR code. You'll be able to discover what open possibilities are a great match for you!



STAY CONNECTED



TWITTER
@WOCAP3

419-227-2586



INSTAGRAM
@wocap540



FACEBOOK
@WestOhioCAP



WEBSITE
www.wocap.org

Allen County

540 S. Central Ave
Lima, OH 45804

Auglaize County

13093 Infirmary Road
Wapak, OH 45895

Mercer County

420 N. Brandon Ave
Celina, OH 45822

